

# **ALABAMA STATE DUE PAYMENT INSTRUCTIONS**

**There are two options to pay Alabama owe amount**

1. Bank Account
2. Credit or debit card

**Below is the process to pay Due amount through credit card**

**Step 1:** Click on the below link

**[https://myalabamataxes.alabama.gov/ /](https://myalabamataxes.alabama.gov/)**

**Step 2:** Under payments section click on **make a payment**



## Payments



Make a payment.

- > [Pay a bill I've received from ALDOR](#)
- > [Set up a Collections Payment Plan](#)
- > [Submit a Collection Information Statement form](#)
- > [Make a Payment](#)

### Step 3: Click on next.



[HELP](#) [CONTACT US](#)

MAT  [My Alabama Taxes \(Home\)](#) 

[< My Alabama Taxes](#)

### Make a Payment

**\$0.00**

Amount

### Make a Payment



### Before You Begin

Cancel

Scroll for More

Activate Windows

Go to Settings to activate Windows.

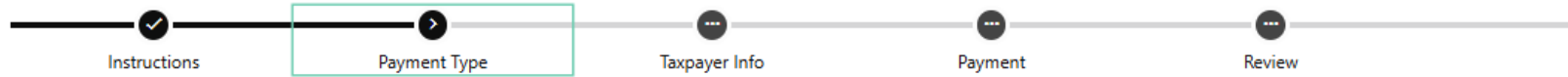
[< Previous](#)

[Next >](#)

..

# Step 4: Under payment type section enter the information and click on next.

## Make a Payment



### Payment Type

Select the tax account type you would like to pay

Individual Income Tax

Select the type of payment you would like to make

Return Payment

ID Type

Social Security #

Enter Your Social Security #

\*\*\*-\*\*-0063

Confirm Social Security #

\*\*\*-\*\*-0063

Filing Period Ending Month

12 - December

Filing Period Year

2024

Amount

**\*If you entered your ID information incorrectly, please restart this process.\***



Scroll for More

Activate Windows  
Go to Settings to activate Win

< Previous

Next >

**Step 5:** Fill the below information and verify the address then click on next.

MAT  [My Alabama Taxes \(Home\)](#) 

< My Alabama Taxes

**Make a Payment** **\$1.00**  
Amount

**Make a Payment**

Instructions  Payment Type  Taxpayer Info  Payment  Review


**Taxpayer Name**

Enter your last name or business name

**Required**

Enter your first name (if applicable)

**Required**

**Taxpayer Address** 

Country

Street

Street 2  Unit Type  Unit Number

City  State  ZIP

**Verify Address**

**Step 6:** Under make a payment section click on pay by credit card and click on next

< My Alabama Taxes

## Make a Payment

**\$10.00**  
Amount

### Make a Payment

Instructions    Payment Type    Taxpayer Info    **Payment**    Review

You may pay using a credit card for an additional fee.

**Pay by Credit Card**

### Payment

Payments submitted after **4 PM Central Time** will be processed the following business day.  
It may take up to a week for the payment to clear the bank and post to our system. However, you will receive credit for your payment as of the date the payment is processed.

Bank Type  Checking  Savings

Bank routing number *Required*

Bank account number *Required*

Re-enter Bank account number *Required*

Payment Date

Amount

Cancel    < Previous    **Next** >

**Step 7:** Under credit card payment section enter owe amount and select payment type and click on submit

Department of Revenue

HELP CONTACT US

MAT My Alabama Taxes (Home)

< My Alabama Taxes

Make a Payment **\$1.00**  
Payment Amount

Credit Card Payment

Payment Information

Payment Amount  
Payment amount

Select Payment Type  
Payment type  
Return Payment

Cancel < Previous **Submit**

Copyright © ALDOR, all rights reserved. Please read our [terms of use](#).

## Step 8: Fill the below information and click on next

**Alabama Department of Revenue**

1 Payment Type    2 Customer Info    3 Payment    4 Submit Payment

### Payment

**PAYMENT TYPE** ✓

Credit/Debit Card

**CUSTOMER INFORMATION** COMPLETE ALL REQUIRED FIELDS [ \* ]

Country \*  
United States

First Name \*      Last Name \*

Address \*

Address 2

City \*      State \*  
Select State

ZIP/Postal Code \*

Phone Number \*

Email


**NEXT >**







**Step 9:** Enter the card details and proceed for the further payment process.

**PAYMENT INFORMATION**

COMPLETE ALL REQUIRED FIELDS [ \* ]

Credit Card Number \* 

Credit Card Type


   

Expiration Month \*

Select a Month | ▾

Expiration Year \*

Select a Year | ▾

Security Code \* 

Name on Credit Card \*


**NEXT >**

**Below is the process to pay Due amount through Bank account**

**Step 1:** Click on the below link

**[https://myalabamataxes.alabama.gov/ /](https://myalabamataxes.alabama.gov/)**

**Step 2:** Under payments section click on **make a payment**



**Payments**



Make a payment.

- > [Pay a bill I've received from ALDOR](#)
- > [Set up a Collections Payment Plan](#)
- > [Submit a Collection Information Statement form](#)
- > [Make a Payment](#)

### Step 3: Click on next



[HELP](#) [CONTACT US](#)

MAT  [My Alabama Taxes \(Home\)](#) 

[← My Alabama Taxes](#)

### Make a Payment

**\$0.00**  
Amount

#### Make a Payment



### Before You Begin

[Cancel](#)

[Scroll for More](#)

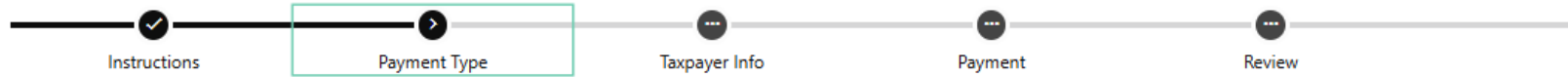
Activate Windows

Go to Settings to activate Windows.

[← Previous](#) [Next >](#)

## Step 4: Fill the below information and click on next

### Make a Payment



### Payment Type

Select the tax account type you would like to pay

Individual Income Tax

Select the type of payment you would like to make

Return Payment

ID Type

Social Security #

Enter Your Social Security #

\*\*\*-\*\*-0063

Confirm Social Security #

\*\*\*-\*\*-0063

Filing Period Ending Month

12 - December

Filing Period Year

2024

Amount

**\*If you entered your ID information incorrectly, please restart this process.\***



Scroll for More

Activate Windows  
Go to Settings to activate Win

< Previous

Next >

**Step 5:** Fill the below information and verify the address then click on next.

MAT  [My Alabama Taxes \(Home\)](#) 


< My Alabama Taxes

**Make a Payment** **\$1.00**  
Amount


**Make a Payment**


Instructions  Payment Type  Taxpayer Info  Payment  Review

**Taxpayer Name**


Enter your last name or business name   
 Required


Enter your first name (if applicable) Required

**Taxpayer Address** 

Country  
USA 

Street

Street 2  Unit Type   Unit Number

City  State   ZIP

Verify Address

Next

**Step 6:** Under make a payment section enter your bank information and proceed for further process

### Make a Payment

**\$1.00**  
Amount

#### Make a Payment



You may pay using a credit card for an additional fee.

[Pay by Credit Card](#)

#### Payment

Payments submitted after **4 PM Central Time** will be processed the following business day. It may take up to a week for the payment to clear the bank and post to our system. However, you will receive credit for your payment as of the date the payment is processed.

Bank Type	Payment Date
<input type="radio"/> Checking <input type="radio"/> Savings	<input type="text"/>
Bank routing number <i>Required</i>	Amount 1.00
<input type="text"/>	
Bank account number <i>Required</i>	
<input type="text"/>	
Re-enter Bank account number <i>Required</i>	
<input type="text"/>	

[Cancel](#)

[Previous](#)

[Next](#)