

# VIRGINIA STATE DUE PAYMENT INSTRUCTIONS

**There are two options to pay Virginia due amount**

1. Credit card
2. Bank account

**Below is the process to pay due Amount credit card**

**Step 1:** Click on the below link

<https://www.tax.virginia.gov/payments>

**Step 2:** Click on individual taxes

---

## Make a Payment

---

<b>Bills</b> >	<b>Individual Taxes</b> >	<b>Business Taxes</b> >
Pay bills or set up a payment plan for all individual and business taxes	Make tax due, estimated tax, and extension payments	Pay all business taxes including sales and use, employer withholding, corporate income, and other miscellaneous taxes

## Step 3: Under Credit or Debit Card (additional fee) click on “Payments”

You can pay using eForms.

- Individual return payment: [760PMT eForm](#)
- Qualifying farmers, fishermen, and merchant seamen: [760PFF eForm](#)

### Credit or debit card (additional fee) •

Make a return payment (choose "*Individual Tax Return Payments*") through [Paymentus](#). A service fee is added to each payment you make with your card.


**Step 4:** Select options as below and enter your information

Then click on continue.


(Select filing type and Form type as per your tax return)


#### Enter Tax Account Information

##### Payment Type

 Individual Tax Return Payments

 Individual Estimated Tax Payments

 Individual Bill Payments

 Business Bill Payments

##### Social Security Number (as shown on the form)

Enter SSN

##### Tax Year

2023

##### Form Type

Form Type

##### Filing Status

Filing Status

Continue

**Step 5:** Enter the below information and select credit card as option and click on continue

*Enter your information into the fields below*

---

All fields are required unless labeled as optional.

First Name  Last Name

Daytime Phone Number

Address

Optional

State  City

ZIP Code

Email  Re-Enter email

*Enter your spouse's information into the fields below*

---

First Name  Last Name

Phone Number  Email Address

Re-enter Email Address

Pay this Amount \$ 0.00

Payment Method

VISA Debit MasterCard Debit Card

VISA MasterCard American Express Discover Credit Card

**Step 6:** Enter the credit card information and proceed with the further payment process.

Payment Method

VISA Debit MasterCard Debit

VISA MasterCard American Express Discover Credit

Card Number  CVV

Expiration Date

Card Holder Name

## **Below is the process to pay due amount by Bank Account**

### **Step 1:**

Click on the below link

<https://www.tax.virginia.gov/payments>

### **Step 2:**

Click on Individual Taxes

---

## Make a Payment

---

<b>Bills</b> >	<b>Individual Taxes</b> >	<b>Business Taxes</b> >
Pay bills or set up a payment plan for all individual and business taxes	Make tax due, estimated tax, and extension payments	Pay all business taxes including sales and use, employer withholding, corporate income, and other miscellaneous taxes

### **Step 3: Click on 760PMT eForm**

**Online, directly from your bank account (free)**

- [Log in](#) to your online services account.
- Don't have an account? [Create one now.](#)

**Not ready to create an account?**

You can pay using eForms.

- Individual return payment: [760PMT eForm](#)
- Qualifying farmers, fishermen, and merchant seamen: [760PFF eForm](#)

**Step 4:** Enter your details and enter your due amount in the “Amount of this payment” field. Then click on Next.

The screenshot shows the '760PMT' payment form with three main sections: 'FOR TAXABLE YEAR', 'DEMOGRAPHICS', and 'Amount of this Payment'. The 'FOR TAXABLE YEAR' section has a dropdown menu for the year, currently set to 2023. The 'DEMOGRAPHICS' section includes fields for 'Your Social Security Number (SSN)', 'First Name', 'MI', and 'Last Name', as well as 'Spouse's SSN (If Filing a Joint Return)', 'First Name', 'MI', and 'Last Name'. There is also an 'Address' field and fields for 'City', 'State' (currently set to Virginia), and 'ZIP'. At the bottom right, there is a 'Next' button circled in orange, and a 'Save As Draft' button.

760PMT Payment Sign & Confirm

FOR TAXABLE YEAR 760PMT

For Taxable Year

2023

Do not submit Form 760PMT if no amount is due.

Amount of this Payment

\$ Amount of this Payment...

DEMOGRAPHICS

Your Social Security Number (SSN) First Name MI Last Name

Your SSN... First Name... Last Name...

Spouse's SSN (If Filing a Joint Return) First Name MI Last Name

Spouse's SSN... First Name... Last Name...

Address

Address...

City State ZIP

City... Virginia ZIP...

Save As Draft Next

**Step 5:** Enter your bank details and payment information. Then click on Next

website for more information.

### BANK ACCOUNT INFORMATION

Bank Routing Number

Bank Name

Bank Account Number

Re-Enter Bank Account Number

Check image showing routing number, account number, and check number. The routing number is 423456789, the account number is 4234567, and the check number is 999. The routing number and account number are circled in green, and the check number is circled in red.

### PAYMENT INFORMATION

Payment Amount

Payment Date  
 Today  
 Schedule Payment For:



**Step 6:** Enter your name and phone number. Then click on **File and pay now** to complete the payment process.

The screenshot shows a payment process interface with three steps: 760PMT, Payment, and Sign & Confirm. The 'Payment' step is active. Below the steps, there is a section for 'PAYMENT INFORMATION' with fields for Bank Routing Number, Bank Account Number, Payment Amount (\$ 1.00), and Payment Date (Today). Below that is a section for 'ELECTRONIC SIGNATURE (REQUIRED)' with fields for Taxpayer's Name Authorizing Payment (containing 'Your Name...') and Daytime Phone Number (containing 'Phone Number...'). At the bottom, there are three buttons: 'Save As Draft', 'Go Back', and 'File & Pay Now', which is circled in orange.

PAYMENT INFORMATION			
Bank Routing Number	Bank Account Number	Payment Amount	Payment Date
<input type="text"/>	<input type="text"/>	\$ 1.00	Today

ELECTRONIC SIGNATURE (REQUIRED)	
Taxpayer's Name Authorizing Payment	Daytime Phone Number
<input type="text" value="Your Name..."/>	<input type="text" value="Phone Number..."/>

[Save As Draft](#) [Go Back](#) [File & Pay Now](#)