

UTAH STATE DUE PAYMENT INSTRUCTIONS

There are two ways to pay the due amount

- 1) credit card
- 2) Bank account

The below process is for due payment using Credit Card


Step 1: Click on the below link

(This site will be open via US IP Address only)

[https://tap.tax.utah.gov/TaxExpress/ /](https://tap.tax.utah.gov/TaxExpress/)

Step 2: click on make a credit card payment


> [File SALT Report](#)



Payments

Make your payment.

- > [Make an e-Check payment](#)
- > [Make a credit card payment](#)



Apply Online

File these applications online.

- > [Apply for tax account\(s\) - TC-69](#)
- > [Apply for a waiver or a pay plan](#)
- > [Apply for a letter of good standing](#)

Give Feedback


Step 3: Enter the below required cardholder information and billing address. After filling the information **click on Next**

Credit Card Payment

Contact Information

Cardholder Information

The following credit cards are accepted:



[Click here to view credit card fees](#)

Name *
Required

Email *
Required

Verify Email *
Required

Phone Number *
Required

Extension

Give Feedback

Next

Billing Address

Street *

Required

Unit Type

Unit Number

City *

Required

State *

Required

ZIP *

Required

County

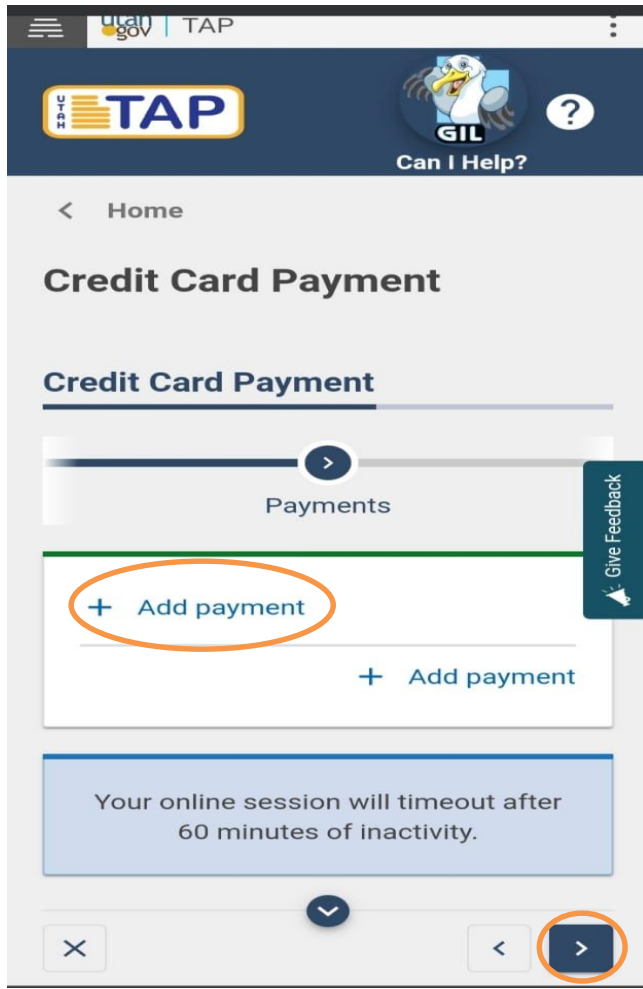
Country

USA

Give Feedback



Step 4: Click on **Add payment** and click on Next



Step 5: Select options as below and enter your information then click on Next

utah gov | TAP

Payment Information

Account Information

Select Tax Type

Individual Income Tax (IIT) ▾

Select ID Type

Social Security # ▾

ID *

Required

Confirm ID *

Required

First & Last Name *

Required

Give Feedback

Step 6: Enter the below cardholder information and make the payment

10:29

Utah's Taxpayer Access Point
tap.tax.utah.gov

Credit Card Payment

Contact Information

Cardholder Information

The following credit cards are accepted:

VISA MasterCard AMERICAN EXPRESS DISCOVER NETWORK

[Click here to view credit card fees](#)

Name *
Required

Email *
Required

Verify Email *
Required

Phone Number *
Required

Give Feedback

>

The below process is for due payment using bank account


Step 1:- Click on the below link

(This site will be open via US IP Address only)

[https://tap.tax.utah.gov/TaxExpress/ /](https://tap.tax.utah.gov/TaxExpress/)

Step 2: Under make your payment select make and e-check payment


> [File SALT Report](#)



Payments

Make your payment.

- > [Make an e-Check payment](#)
- > [Make a credit card payment](#)




Apply Online

File these applications online.

- > [Apply for tax account\(s\) - TC-69](#)
- > [Apply for a waiver or a pay plan](#)
- > [Apply for a letter of good standing](#)

Give Feedback

Step 3: Enter the taxpayer information and click on next

 Taxpayer Information

Taxpayer Contact Information

Contact Name *
Required


Contact Phone *
Required

Coupon Verification

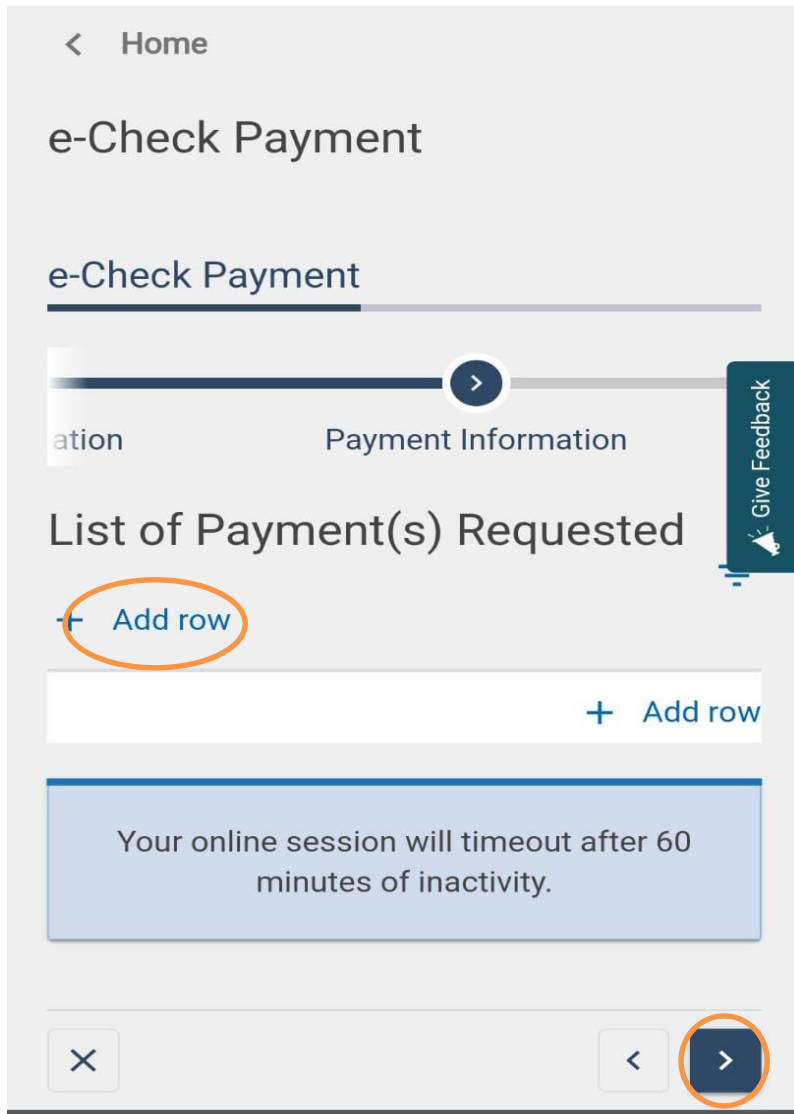
Did you receive a payment coupon from the Utah State Tax Commission?

No Yes

Click Next to enter your payment information



Step 4: Under e-check payment click on **Add row** and click on next



Step 5: Enter all the below details and click on add

utah.gov | TAP

Payment Information

Account Information

Select Tax Type

Individual Income Tax (IIT) ▾

Select ID Type

Social Security # ▾

ID *

Required

Confirm ID *

Required

First & Last Name *

Required

Give Feedback

Payment Information ? ×

You may schedule your payment up to **130 days** from today. We won't take the funds from your account until the date you choose. Payments received after the return due date are subject to penalty and interest.

Help

Select Payment Type

Return/Period Payment ▼

Filing Frequency

Annual ▼

Select Filing Period End Date *

Payment Date

Required



Payment Amount *

Required

Give Feedback

Cancel

Add

Step 6: Enter your bank account information and proceed with the further payment process.

utah.gov | TAP

Payment Information

Bank Account Information

Payment Channel Type
Direct Debit - USA

Select Bank Account Type *

Checking

Savings

Routing Number *
Required

Account Number *
Required

Confirm Account Number *
Required

Give Feedback