

Kansas Personal Income Tax Extensions

Kansas Extension Payment:

Step 1: Click on the below link.

<https://www.ksrevenue.gov/taxpayment.html>

(Note:-This link opens only via U.S IP address.)

Step 2: Click on Kansas “Tax Payment Portal”.

Kansas Tax Payment Portal

- Use our new **Kansas Tax Payment Portal** to make one-time tax payments on any tax type, including but not limited to: Extension payments, Estimate payments, regular tax liability payments, license fees, and more!
- This new payment portal offers the option to pay your taxes and fees by ACH debit free of charge, as well as the option to pay by credit card.
- All transactions made through the KDOR Tax Payment Portal are payments ONLY and all required tax returns must still be filed. Business tax returns may be filed electronically through our Customer Service Center described above. Please read the help text carefully when using the portal to be sure you select the correct payment type.

KANSAS TAX PAYMENT PORTAL



Step 3: Click on the "Get Started" opt

Kansas.gov

Please note, this portal is for payments only; required tax returns must still be filed with the Department of Revenue.

- ✓ Current tax payments
- ✓ Past-due payments
- ✓ Estimated payments
- ✓ Licensing fees
- ✓ And more!

GET STARTED

*Tax payment options that aren't currently available will be coming to the Tax Payment Portal soon.

LiveChat with Taxation

Step 4: Fill the information as per the below image.

Welcome to the Kansas Department of Revenue Payment Portal

Please enter the following information to begin the payment process. Required fields are indicated with an asterisk (*).

Entity Type
Individual

[Edit Entity Type](#)

Tax Type
Income Tax

[Edit Tax Type](#)

Payment Type*
Extension Payment


[More information about Payment Type](#)

I understand and agree that this transaction is for payment only. All tax returns must be filed through the KDOR Customer Service Center or on paper forms.

[Back](#) [Continue](#)

LiveChat with Taxation

Step 5: Fill your Personal Information.



KANSAS: INDIVIDUAL - EXTENSION
PAYMENT - INCOME TAX

Personal Information

Please enter your information below to ensure proper application of your tax payment. Required fields are indicated with an asterisk (*).

First Name*

Middle Initial


Last Name*

Social Security Number*

Email Address*

Enter the email address that the confirmation of this payment and all transaction details should be sent to.

Phone Number

LiveChat with Taxation 

Step 6: Fill your Spouse Personal Information (If paying for Married Filing Joint).

Married Filing Joint

Spouse First Name*

Spouse Middle Initial

Spouse Last Name*

Spouse Social Security Number*

Payment Information

Tax Year*
2023

Please enter the tax period to which you want your payment applied. [More information](#)

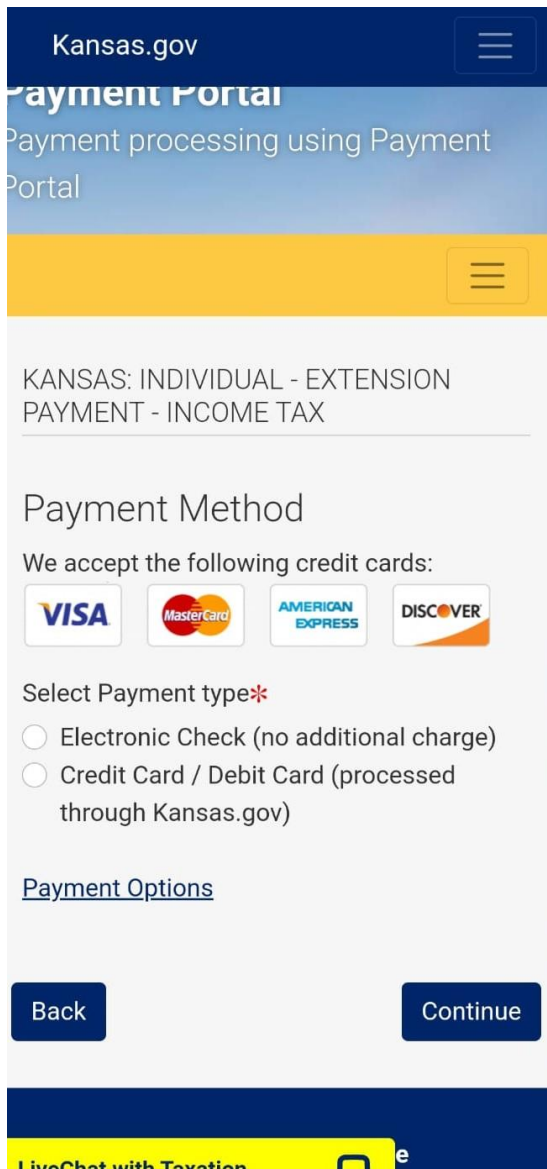
Payment Amount*
100.00

[Back](#) [Continue](#)

Kansas Department of Revenue
PO Box 3506

LiveChat with Taxation

Step 7: Select your Payment Method then click continue and give your account details for the payment.



The screenshot shows the Kansas.gov Payment Portal interface. At the top, there is a dark blue header with "Kansas.gov" and a menu icon. Below the header, the text "Payment Portal" is displayed, followed by "Payment processing using Payment Portal". A yellow bar with a menu icon is positioned below this. The main content area is white and contains the text "KANSAS: INDIVIDUAL - EXTENSION PAYMENT - INCOME TAX". Underneath, the section "Payment Method" is titled, followed by the text "We accept the following credit cards:". Below this text are four logos for VISA, MasterCard, AMERICAN EXPRESS, and DISCOVER. The next section is "Select Payment type*", which includes two radio button options: "Electronic Check (no additional charge)" and "Credit Card / Debit Card (processed through Kansas.gov)". Below the radio buttons is a link for "Payment Options". At the bottom of the form, there are two buttons: "Back" and "Continue". A yellow banner at the very bottom of the page reads "LiveChat with Taxation" with a chat icon.

Alternate way of Payment:

- Form K-40V (Mail Voucher Form K-40V along with check to the department).