

FEDERAL DIRECT PAY INSTRUCTIONS

Step 1: Click on the below link

<https://www.irs.gov/payments>

Step 2: Click on Pay now With Direct pay

IRS File **Pay** Refunds Credits & Deductions Forms & Instructions Search

Make a Payment

English | Español | 中文(简体) | 中文(繁體) | 한국어 | Русский | Tiếng Việt | Kreyòl Ayisyen

Bank Account (Direct Pay)	We accept full and partial payments, including payments toward a payment plan (including installment agreement). Penalties and interest will continue to grow until you pay the full balance.
Debit or Credit Card	Pay Now You'll need to confirm your identity before making a payment using pay now options. Make a payment today, or schedule a payment, without signing up for an IRS Online Account. Pay from your bank account, your Debit or Credit Card, or even with digital wallet.
Your Online Account	Pay from Your Bank Account For individuals only. No registration required. No fees from IRS. Schedule payments up to a year in advance.
Business Tax Payment (EFTPS)	Pay Now with Direct Pay
Payment Plan	Pay by Debit Card, Credit Card or Digital Wallet For individuals and businesses (not for payroll tax deposits). Processing fees apply.
Tax Debt Help	Pay Now by Card or Digital Wallet
Penalties	
Interest	
Tax Withholding	
Foreign Electronic Payments	

Step 3: Click on make a payment

English | [Español](#)

Bank Account (Direct Pay)	Use this secure service to pay your taxes for Form 1040 series, estimated taxes or other associated forms directly from your checking or savings account at no cost to you.
Pay by Debit or Credit Card	You can easily keep track of your payment by signing up for email notifications about your tax payment, each time you use IRS Direct Pay. <ul style="list-style-type: none">Email notification will contain the confirmation number you receive at the end of a payment transaction.The IRS continues to remind taxpayers to watch out for email schemes. You will only receive an email from IRS Direct Pay if you've requested the service
Payment Plan	
Deposit Taxes	
View Your Account	If you have already made a payment through Direct Pay, you can use your confirmation number to access the Look Up a Payment feature. You can also modify or cancel a scheduled payment until two business days before the payment date.
Penalties	You can also view your payment history by accessing your online account with the IRS.
Tax Withholding	Make a Payment Look Up Payment
Understand Your IRS Notice	<ul style="list-style-type: none">Answers to common questionsTypes of paymentsYour balance and payment history
Foreign Electronic Payments	
Payment of User Fees (IVES, Historic Easement, U.S. Residency)	

Availability

Direct Pay is available during the following hours:

- Monday to Saturday: Midnight to 11:45 p.m. ET
- Sunday: 7 a.m. to 11:45 p.m. ET

Other outages may occur, and we'll let you know whether Direct Pay is available before you start your session. Thanks for your patience.

Please note that Direct Pay availability has no bearing on your due date, so plan ahead to ensure timely payment.

Step 4: Select the options as below and click on continue

Tax Information

Select the appropriate payment type and reason for your payment. Information about payment types can be found by clicking the help icon (?). If you are making more than one type of payment or making payments for more than one tax year, submit each of them separately.

Business Taxes?

All business tax payments should be made through the [Electronic Federal Tax Payment System \(EFTPS\)](#)

Reason for Payment	
Balance Due	▼
Apply Payment To	
Income Tax - Form 1040	▼
Tax Period for Payment	
2023	▼


CONTINUE >

Step 5: Please fill the Previous Tax year filed return details and proceed to make payment.

Note:- If it is your first time filing then you can pay via official payments Or through voucher.

Direct Pay verifies your identity using information from your 1040 filing history. Please provide the following information from a 1040 tax return you filed for one of the years listed in the Tax Year for Verification drop down menu.


Note: the Tax Year for Verification you enter here does not have to match the tax year for your payment.

Tax Year for Verification * 
2022 ▼



You chose 2022 as your tax year for verification. Enter information from your 2022 1040 tax return in the fields below.


The information you enter must match the information from your tax return for the tax year you selected above.

Filing Status * 

First Name *

Last Name *

Confirm Last Name *

SSN or ITIN * 
(example: 000112222)

Confirm SSN or ITIN *

Date of Birth *
Month ▼ Day ▼ Year

Country of Residence *
United States ▼

Country of Residence *

United States ▼

Street Address (from the tax year selected above)

Apt/Suite/Other

P.O. Box

City *

State/US Territory *

Zip Code *

[Privacy Act and Paperwork Reduction Act](#)

I accept the Privacy Act and Paperwork Reduction Act.*

< PREVIOUS

CONTINUE >

[Cancel](#)

