

California Personal Income Tax Extensions

There are two ways to pay the due amount

- 1) Due payment using bank account
- 2) Due payment using credit card

California Extension Payment through Bank Account:

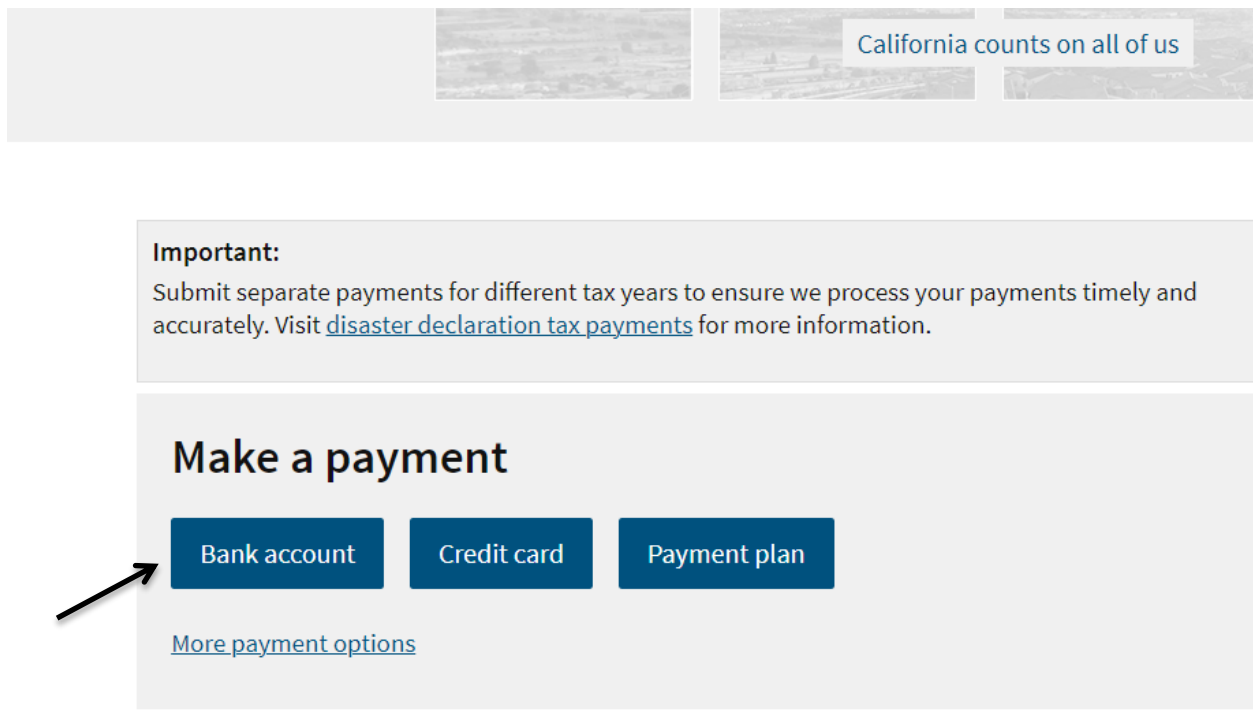
Step 1:

Click on the below link

<https://www.ftb.ca.gov/pay/index.html>

Step 2:

Click on “Bank account”



California counts on all of us

Important:
Submit separate payments for different tax years to ensure we process your payments timely and accurately. Visit [disaster declaration tax payments](#) for more information.

Make a payment

[Bank account](#) [Credit card](#) [Payment plan](#)

[More payment options](#)

Step 3:

Scroll down and select the option as “Use Web Pay Personal”.

Partnerships

If your entity's SOS number does not work or your entity does not have an SOS number, then your FTB Issued ID number should be used.

Sole Proprietorships

Sole Proprietorships must use Web Pay personal.

It has come to our attention some recently registered business entities may not be able to use the FTB Web Pay application. We are diligently working to resolve the issue to ensure all business entities may use the Web Pay application. If an entity is unable to use Web Pay, FTB offers several other [payment options](#).

Use Web Pay personal

Use Web Pay business



Step 4:

Enter your SSN and your Last name and login

Enter your Social Security Number and Last Name below. The combination must match our records in order to access this service.

*** Social Security Number**

9 numbers, no spaces or dashes

*** Last Name**

Up to 17 letters, no special characters

If you use Web Pay, do not mail the paper payment voucher.

Login >

Activate Windows
Go to Settings to activate Wind

Step 5:

Enter your personal details and street address

Name & Address Information

* = Required Field [Privacy Policy](#)

* First Name

Middle Initial

* Last Name

Foreign Address

* Street Address
Number and Street, or PO Box

Apartment/Space/Suite

* City

Activ
Go to

Step 6:

Select the Payment type as “Extension Payment (Form 3519)”.

Payment Type

* = Required Field [Privacy Policy](#)

* Select a payment type.

- Estimated Tax Payment (Form 540 - ES)
- Bill Payment
- Tax Return Payment
- Amended Tax Return Payment
- Extension Payment (Form 3519)
- Notice of Proposed Assessment or Form 3834 Payment
- Pending Audit Tax Deposit Payment (Form 3576)

[Help](#)

[Continue >](#) [Back](#) [Cancel](#)

Step 7:

Fill the Payment Information.

Payment Information

* = Required Field [Privacy Policy](#)

Payment Type: Extension
[Change payment type](#)

* Tax Year

[Help](#)

* Payment Amount
Whole dollars only
\$.00

* Payment Date
MM/DD/YYYY
Must be today's date or a future date, not to exceed 1 year.

* Is this a joint tax payment?
 Yes
 No

[Continue >](#) [Back](#) [Cancel](#)

Ac
Go

Step 8:

If you have filed a joint return then fill your spouse information

Spouse/Registered Domestic Partner Information

* = Required Field

[Privacy Policy](#)

Enter your Spouse/Registered Domestic Partner (RDP) information below.

* First Name

Middle Initial

* Last Name

* Social Security Number

9 numbers, no spaces or dashes

Continue >

Back

Cancel

Ac
ed

Step 9:

Give your bank details info and pay the extension payment

Bank Information

* = Required Field [Privacy Policy](#)

*** Routing Number**
9 numbers only

[Help](#)

*** Account Number**
3-17 characters max

[Help](#)

*** Re-enter Account Number**

*** Account Type**
 Checking
 Savings

Act
Go

Alternate way of extension payment:

Mail form 3519 along with the check to the state department

California Extension Payment through Credit Card:

Step 1:

Click on “Credit Card”



Important:

Submit separate payments for different tax years to ensure we process your payments timely and accurately. Visit [disaster declaration tax payments](#) for more information.

Make a payment

Bank account

Credit card

Payment plan

[More payment options](#)



Step 2:

Under Personal click on Pay now with ACI Payments.



We use ACI Payments (formerly Official Payments) to process credit card payments. It's a trusted service for many government agencies.

Personal

You can make credit card payments for:

- Bill or other balance due
- Current year tax return
- Extension
- Estimated tax

There's a 2.3% service fee if you pay by credit card.

Pay online or call 800-272-9829.

Pay now with ACI Payments

Business

You can make credit card payments for:

- Annual tax
- Bill or other balance due
- Current year or amended tax return
- Estimated fee
- Estimated tax
- Extension
- Pending audit tax deposit
- Proposed assessment
- Secretary of State (SOS) certification penalty

Sole Proprietorships can use [Pay with Credit Card \(Individuals\)](#)

There's a 2.3% service fee if you pay by credit card.

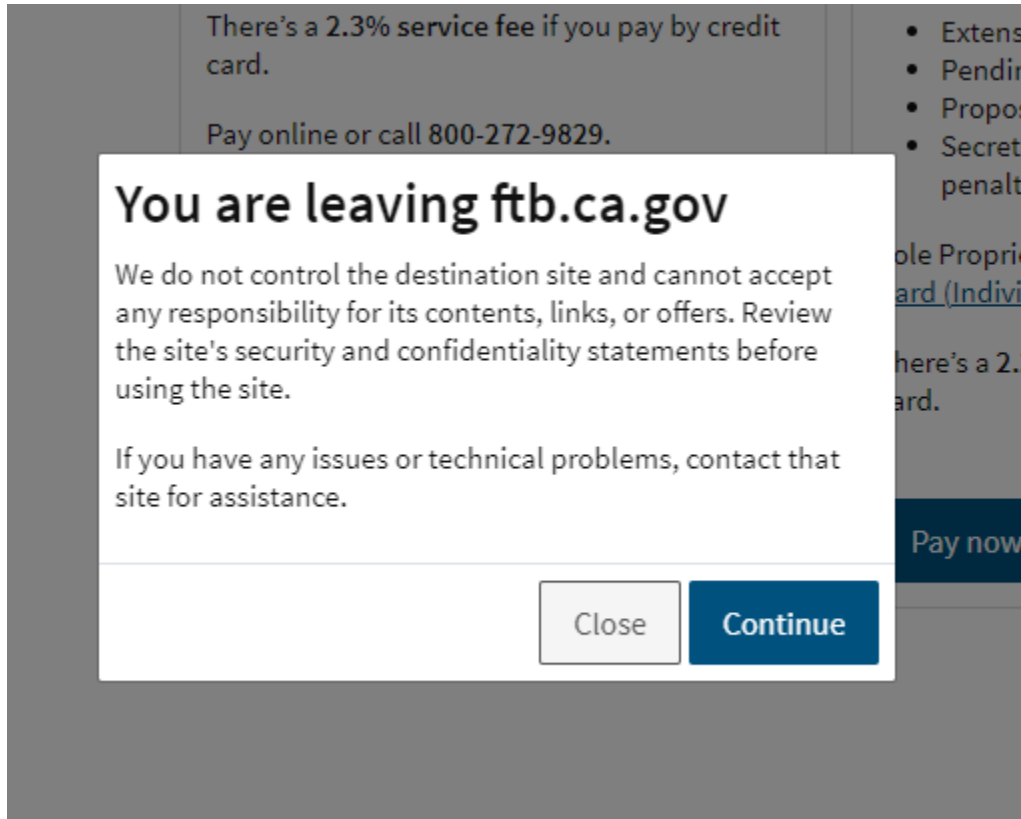
Pay now with ACI Payments

Activate Win
Go to Settings to



Step 3:

Click on Continue



The image shows a screenshot of a website with a modal dialog box overlaid. The background is a dark grey color. In the top left, there is a grey box with white text: "There's a 2.3% service fee if you pay by credit card." Below it, in a lighter grey box, is the text "Pay online or call 800-272-9829." To the right, there is a list of bullet points: "• Extensi", "• Pendi", "• Propos", "• Secreta", "penalty". Below the list, there is a link "ole Proprie" and "ard (Indivi". Further down, there is another instance of the text "There's a 2.3% service fee if you pay by credit card." and a button labeled "Pay now".

You are leaving ftb.ca.gov

We do not control the destination site and cannot accept any responsibility for its contents, links, or offers. Review the site's security and confidentiality statements before using the site.

If you have any issues or technical problems, contact that site for assistance.

Step 4:

In the drop down select the option as required Extension Payment – Filing individually/Filing Jointly.

Make A Payment

..... > [Select Service](#) > Enter Amount > Accept Terms > Provide Details > Confirm Details > Digital Receipt

Please select the State, Payment Entity and Payment Type from the menus below, or enter your Jurisdiction Code from your bill or statement. Click "Make A Payment" button to continue with the payment process.

- A convenience fee may be charged for the use of this service and will be automatically calculated, if applicable.
- To determine the amount of the convenience fee in advance, please visit our [Fee Calculator](#).
- Do not use your browser's "Back" button. Instead, navigate using the buttons below.

Enter your Jurisdiction Code: OR

State or Territory:

Payment Entity:

Payment Type:

- Select -
- Personal Income Tax Return - Filing Individually
- Personal Income Tax Return - Filing Jointly
- Extension Payment - Filing Individually
- Extension Payment - Filing Jointly
- Individual Estimated Tax - Filing Individually
- Individual Estimated Tax - Filing Jointly
- Personal Income Tax Bill Notice - Filing Individually
- Personal Income Tax Bill Notice - Filing Jointly

Activate V
Go to Setting

.encryption as verified by DigiCert.

Step 5:

Mention the Payment amount and then click on continue.




California Franchise Tax Board - Personal Income Taxes

Extension Payment - Filing Individually

Enter your Payment Amount, including any penalties or interest, select Payment Option, then click "Continue" to proceed with the payment process.

- Your convenience fee will be calculated and presented on the next page, if applicable.
- Do not use your browser's "Back" button. Instead, navigate using the buttons below.

*Payment Amount \$

*Payment Options:  Mastercard Debit Card ▼

Back ◀

Cancel ✖

Continue ▶

Step 6:

Click on Accept

This payment service is offered by ACI Payments, Inc. as authorized by the entity to which you are making a payment. Please confirm your payment amount, convenience fee and total (if applicable). Review the Terms and Conditions below and click "Accept" to proceed with your payment. Click "Back" button to change any of the information fields. Click "Decline" button to return to the beginning of the payment process.

- Do not use your browser's "Back" button. Instead, navigate using the buttons below.

Payment Type:	Extension Payment - Filing Individually
Payment Amount:	\$ [REDACTED]
Service Fee:	\$ [REDACTED]
Total Payment:	\$ [REDACTED]


ACI Payments, Inc. Terms and Conditions:

THIS PAYMENT SERVICE IS SUBJECT TO THE FOLLOWING TERMS AND CONDITIONS

Do not use or access this Website or Service if You do not agree to be bound by these Terms and Conditions

These Terms and Conditions ("Terms and Conditions") are in effect for all transactions processed through this payments website ("Website") on or after May 9, 2019, and apply to and govern Your access to and use of this Website, the Service and all Alternative Channels. This payment processing service is offered to You on behalf of your Biller ("Service").

It is important to carefully review all Terms and Conditions below, including the provision concerning REFUNDS. These Terms and Conditions may be amended at any time. All amended terms shall be effective immediately after they are posted to the Website. By using this Website after such modifications are posted, You are agreeing to accept and comply with the Terms and Conditions as

 Printer Friendly

Back <

Decline ✕

Accept >

Step 7:

If you have an account then “**sign in**”, if you want to create accounts then “**create an account**” to make the payment, if not then you can also “**Continue as Guest**”.

Make A Payment

.....> Select Type > Enter Amount > Accept Terms > [Provide Details](#) > Confirm Details > Digital Receipt

Yes, I have an account

Sign in for faster payments

E-mail Address:

Password:

Submit

[Forgot Password?](#)

No, I don't have an account

You can create an account for faster payments, immediate payment verification and automatic payments.

Create an Account

You do not need an account to make a payment.

Continue as Guest



Step 8:

If you have continued as guest then fill the below Information and enter your card details and then review and submit the payment by clicking on Continue.

Payer Information

(Please enter the card or bank account holder information.)


*Country:	United States
*First Name:	<input type="text"/>
Middle Name:	<input type="text"/>
*Last Name:	<input type="text"/>
Suffix: (Jr., Sr. etc.)	<input type="text"/>
*Street Address:	<input type="text"/> <input type="text"/> <input type="text"/>
*Town/City:	<input type="text"/>
*State:	--
*Zip Code:	<input type="text"/>
<small>(Use this field for APO, FPO, AA, AE or AP codes.)</small>	
*Daytime Phone:	(<input type="text"/>) <input type="text"/> - <input type="text"/>
*E-mail Address:	<input type="text"/>
<small>(Required for an e-mail confirmation and online verification.)</small>	
*Re-enter E-mail Address:	<input type="text"/>

- Save my information by creating a My Account profile.
 Check here to set up reminders for future payments after you complete the current payment.

*Tax Year:	<input type="text"/>
*Social Security Number:	<input type="text"/> - <input type="text"/> - <input type="text"/>


Payment Option

(May differ from the person owing the tax, bill, or fee.)

Card Type:	Debit Card 
*Card Number:	<input type="text"/>
*Expiration Date:	-- / -- (mm/yy)
*Card Verification Number:	<input type="text"/>
<small>(To determine the location of your Card Verification Number, click here.)</small>	

Payment Information

Payment Type:	Extension Payment - Filing Individually
Payment Amount:	\$1.00
Convenience Fee:	\$1.00
Total Payment:	\$2.00

<input type="checkbox"/> I'm not a robot	 reCAPTCHA <small>Privacy - Terms</small>
--	--

[Back](#) [Cancel](#) [Continue](#)