

IDAHO OWE PAYMENT INSTRUCTIONS

Step 1

Please click on link <https://www.accessidaho.org/secure/istc/payment.html>

Step 2

Click on **New user start here**

IDAHO State Tax Commission

HOME TAX TYPES ONLINE SERVICES FORMS/PUBS TAX PROS GOVERNANCE CONTACT US

Credit/Debit Card or eCheck

This page is for payments only. Read about all our payment options on our [E-Pay page](#). Read more about *filing* a tax return on our [E-File page](#).

- **Credit cards** accepted: American Express, Discover, MasterCard, and Visa.
- **eChecks** are also accepted. You'll need your checkbook for reference.

Idaho.gov processes these payments on behalf of the Tax Commission. There is a [charge to use this service](#).

New users: Press the blue button below in the "New Users" area.

Making a payment of \$100,000 or more?

- If the payment is for individual income tax, please make multiple payments in amounts less than \$100,000
- If the payment is for any other type of tax, please follow the instructions on our [E-Pay page](#). You'll need to use ACH Debit or ACH Credit, not this page.

Login **New Users**

 Username*:

Password*:

* capitalization matters


Access Idaho will e-mail you a username and password for you to make credit/debit card or e-check payments online.

[Forgot username?](#) [Forgot password?](#)

Step 3

Enter your personal information and create an account

Create Account

 **Contact Information**

This information is only used to contact you. See our [privacy policy](#).

First and last name

Organization

Mobile Phone number

To verify your account, you will need access to this address.

Email address

Confirm email address

Username

Create a username

Password Requirements

- ✗ At least 8 characters
- ✗ At least 1 uppercase letter
- ✗ At least 1 lowercase letter
- ✗ At least 1 number

Password

Confirm password

Security Questions

Choose a security question

Security answer

Choose a security question

Security answer

Choose a security question

Security answer

Next click on continue after filling the details

Step 4

You will receive a link for activation to your mail id



Verify Account

i Activate your account by clicking the link in your email. It may take a few minutes for the email to arrive in your inbox.

You Didn't Get the Email?

- Check your spam/junk folder and add webmaster@accessidaho.org to your contacts or approved sender list.
- You may need to contact your ISP or Email Provider to ensure they are not blocking these emails.

[Resend Email](#)

Use Mobile Device to Activate Account

- You can have an activation link sent to your mobile phone. Standard messaging and data rates will apply

[Send Link](#)

Step 5

Open your mail inbox and click on the click to link then your account will activate

Step 6

Click on the link <https://www.accessidaho.org/secure/istc/payment.html>

Login with user name, password

After login enter **Taxpayer SSN** and select description **Individual income tax**

Credit/Debit Card or eCheck

[\[Logout\]](#)

This page is for payments only. Read about all our payment options on our [E-Pay page](#). Read more about *filing* a tax return on our [E-File page](#).

- Credit cards accepted: American Express, Discover, MasterCard, and Visa.
- eChecks are also accepted. You'll need your checkbook for reference.

Idaho.gov processes these payments on behalf of the Tax Commission. There is a [charge to use this service](#).

New users: Press the blue button below in the "New Users" area.

Making a payment of \$100,000 or more?




- If the payment is for individual income tax, please make multiple payments in amounts less than \$100,000
- If the payment is for any other type of tax, please follow the instructions on our [E-Pay page](#). You'll need to use ACH Debit or ACH Credit, not this page.

Your Payment "Shopping Cart"		
To begin, add a payment.		
Add a Payment to "Shopping Cart"		
• If you file jointly, enter the first Social Security number listed on the return.		
Taxpayer ID	Permit	Description
EIN or SSN, 9 digits, no hyphens	(if applicable) 9 digits, no hyphens	
<input type="text"/>	<input type="text"/>	Individual Income Tax <input type="button" value="Go >>"/>

Next click on **GO button**

Step 7

Enter owe amount, Select Period End Date and Payment Type

Payment Information	
Individual Income Tax for xxxxxx8	
	Payment Amount: <input type="text" value="\$ 1000.00"/>
	Period End Date: <input style="border: 1px solid black;" type="text" value="12/31/2022"/>
	Payment Type: <input style="border: 1px solid black;" type="text" value="I am filing a return with this payment."/>
<input type="button" value="Delete"/> <input type="button" value="Continue >>"/>	

Step 8

Click on **Pay by credit card**

Incomplete Payment "Shopping Carts"					
ATTENTION: The following shopping carts have not been paid for.					
Details		Total	Pay for Cart		
12/31/2022	Individual Income Tax	\$1,000.00	Credit Card Fee: \$30.00 Pay \$1,030.00 by credit card	E-check Fee: \$5.00 Pay \$1,005.00 by E-check	(delete cart)

Step 8

Fill the details

IDAHO State Tax Commission

HOME TAX TYPES ONLINE SERVICES FORMS/PUBS TAX PROS GOVERNANCE CONTACT US

Welcome to Access Idaho's instant payment gateway. You've been sent here to pay for the following:

Tax Commission Payment

Service: Tax Payment

Description	Cost	Qty	Total
Individual Income Tax (xxxxx8737/null, 2022)	\$1,000.00	1	\$1,000.00
Purchased through Idaho.gov Price			\$1,030.00

Instant Payment Customers

Please fill out the following information, and select your desired method of payment. Fields marked with an asterisk (*) are required; your telephone number and e-mail address will be used only for the purpose of contacting you in the event of billing difficulties and/or e-mailing you a copy of your receipt. Billing contact information is strictly confidential and will not be used for marketing purposes. For more information, please read [Access Idaho's privacy policy](#).

* Name:

* Billing Address:

* City:

* State/Province:

Country:

* Postal/Zip Code:

Telephone Number:
(Optional: For billing questions)

* E-mail Address:
(For billing questions and e-mail receipt)

* Payment Method:

ssAfter filling the details click on Next

Step 8

Enter the credit card information and complete the transaction

Credit Card Information	
Please provide your credit card information below:	
Card Number:	<input type="text"/>
Card Type:	-- select one -- <input type="button" value="v"/>
Expiration Date:	<input type="text"/> / <input type="text"/>
<input type="button" value="Pay Now >>>"/>	
Billing problems? Contact Access Idaho (208) 332-0102, 1 (877) 4ID-EGOV.	